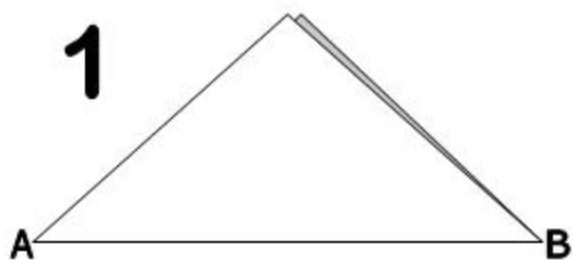


# Cup Catch Game

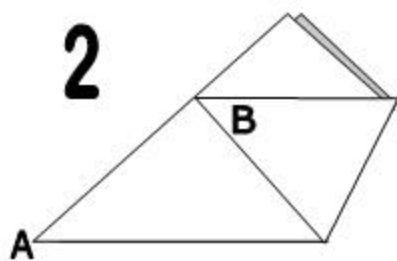
Here's a fun game that's easy to make but not so easy to win.

You'll need:

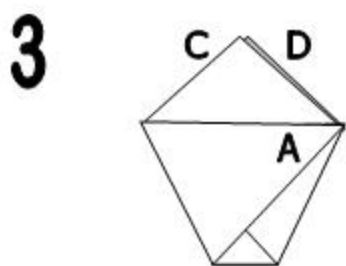
- ❖ Piece of paper about 8½" square (a smaller square will make a smaller, harder to hit cup)
- ❖ Hole punch
- ❖ String about 16" long
- ❖ Button or bead



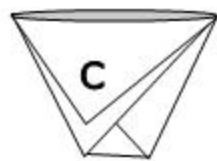
Fold the paper square into a triangle.



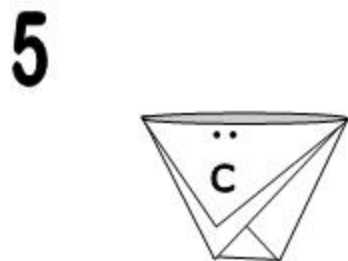
Fold the B point over as shown.



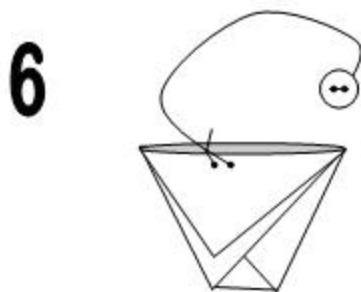
Now fold the A point over the other way.



Fold down point C to the front and point D to the back.



Use the hole punch to make two holes in the front to put the string through.



Thread the string through the holes and tie with a strong knot. Thread the other end of the string through the holes of the button and tie the end tightly. To play, swing the button or bead up and into the cup. Not as easy as it sounds. Keep trying and have fun.