

1

Draw a circle with an oval just below it. Have them intersect just a little.



2

Draw another oval inside the first oval. Make a small circle on the second oval for the monkey's belly button.



3

Erase the lines where the circles and the oval meet.



4

Erase the line of the oval inside the circle and draw two circles and an oval for his face. It doesn't much look like a face yet but it will.



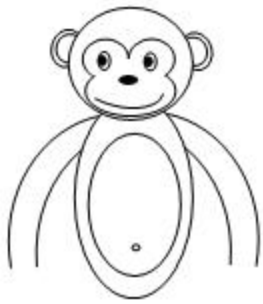
5

Now it's time to put on the monkey's eyes, nose and mouth. Draw two fat upright ovals in each of the two circles with a small black circle inside each of the ovals for eyes, an oval in the middle for the nose, and a curved line for the mouth. Give your monkey plenty of personality.




6

Don't forget the ears. Draw a half circle on either side of the head by the eyes then another half circle inside each of the first ones.




7

Make the monkey's arms by drawing 2 rounded lines from the monkey's upper body where his shoulders should be. You can make your monkey's arms as thin or as fat as you wish.




8

A monkey needs hands to grab that banana so use long U shapes to make his fingers. Give your monkey four fingers and a thumb on each hand. Draw a spiky line where the arm and hand meet to show the monkey's fur. Make it as spiky as you like.




9

The legs are almost the same as the arms. Draw 2 rounded lines from the monkey's hips. You can make them as long as you want but most monkey's legs are on the short side.




10

Now for the monkey feet. Start with an flat oval that extends from the monkey's legs. Erase the line where the oval meets the leg and give the monkey a furry line like on his arm.




11

Finish the foot with the long U shapes you used to make the fingers. Erase the lines where the toes meet the oval so his toes look connected.



12

There is one more important monkey part—his tail. Draw two curved lines and connect them with an upside-down U shape. Don't draw over the monkey's arm as tail goes behind it.



Your monkey is finished except for any details you want to give him. You can add hair, a hat, a banana—you decide.



Remember to draw lightly so it's easy to erase lines.